

# ENCLOSURE AIR CONDITIONERS

SLIM WALL MOUNT A/C



## Features

- + 3583 to 8,530 BTU/Hour
- + 1 Phase 230Vac; 3 Phase 400 & 460 VAC
- + Slim design to minimize distance from panel
- + Patented Maintenance Free, No Filter Required \*
- + Electro-mechanical thermostat as standard or optional Electronic Controller
- + Stainless steel or custom color available
- + Cabinet rating NEMA-12 (IP54)
- + UL Approved (some models), CE


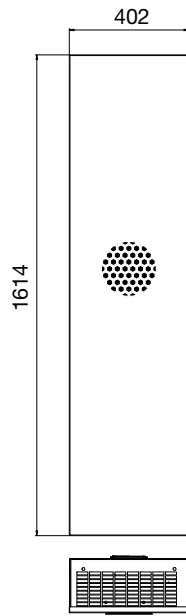
\* *Maintenance Free: Fin spacing on external heat exchanger is 5mm instead of the industry standard 2mm. This allows dust to flow through the fins and maintains airflow and BTU capacity without the use of filters and the maintenance of changing and cleaning the filters.*



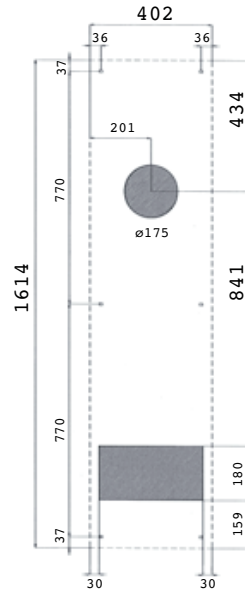
## Ordering Information

Model#	UL	Btu/Hr	Watts	Power	Inrush	Run	Size	Weight
EVE11A1220		3583	1050	230-1-50/60	16A	2.8A	1614x402x180	103 lb
EVE11A1230		3583	1050	400-1-50/60	96A	1.6A	1614x402x180	125 lb
EVE11A1240		3583	1050	460-1-60	96A	1.6A	1614x402x180	125 lb
EVE14A1220		4777	1400	230-1-50/60	17A	4.8A	1614x402x180	103 lb
EVE14U1220	UL	4777	1400	230-1-50/60	17A	4.8A	1614x402x180	103 lb
EVE14A1230		4777	1400	400-1-50/60	96A	2.4A	1614x402x180	125 lb
EVE14A1240		4777	1400	460-1-60	96A	2.4A	1614x402x180	125 lb
EVE20A1220		6824	2000	230-1-50/60	20A	6A	1604x402x180	110 lb
EVE20U1220	UL	6824	2000	230-1-50/60	33A	7A	1614x402x180	110 lb
EVE25A1220		8530	2500	230-1-50/60	30A	7.1A	1614x402x223	187 lb
EVE25U1220	UL	8530	2500	230-1-50/60	35A	8A	1614x492x223	187 lb
EVE25A1221		8530	2500	400-3-50/60	17A	4.14A	1614x492x223	187 lb
EVE25U1262	UL	8530	2500	460-3-60	10A	3.2A	1664x492x223	187 lb
EVE30A12206000		10236	3000	230-1-50/60	46A	8.5A	1664x492x223	165 lb
EVE30A12606000		10236	3000	400-3-50/60	18A	3.9A	1664x492x223	165 lb
EVE30A12616000		10236	3000	460-3-60	16A	3.4A	1664x492x223	165 lb

Voltage Tolerance +/-10% Accessories: Code# 6000 LED Controller & 304 stainless steel housing



EVE11A  
EVE14A  
EVE20A



EVE25A  
EVE30A

