

Preset counters electromechanic

1 preset, adding

Display 6-digits, manual reset button

FE504, FE514, FE524



FE504 - Socket box



FE514 - Front panel with screw mount



FE524 - Front panel with spring clip

Features

- Preset counter with one preset
- Adding
- Display 6-digits
- With reset button

Technical data - electrical ratings

Voltage supply	24/110 VAC $\pm 10\%$ (50/60 Hz) 230 VAC $+6/-10\%$ (50/60 Hz) 24 VDC $\pm 10\%$
Ripple residue	<48 %
Nominal frequency	50 / 60 Hz
Pulse ratio	1:1
Service life	VDC - 100 million impulses VAC - 50 million impulses
Preset	1 preset
Output contact	Change-over contact by micro-switch, one-pole
Switching capacity	100 VA / 30 W
Limit switch service life	1 million switching cycles
Spark extinguisher	Recommended for inductive load
Standard DIN EN 61010-1	Protection class II Overvoltage category II Pollution degree 2
Emitted interference	DIN EN 61000-6-4
Interference immunity	DIN EN 61000-6-2

Preset counters electromechanic

1 preset, adding
Display 6-digits, manual reset button

FE504, FE514, FE524

Technical data - mechanical design

Display	White numbers on black
Number of digits	6-digits
Digit height	4.5 mm
Count mode	1 impulse = 1 count
Step-by-step switching	Adding in 2 half steps
Measuring range	999 999
Reset	Manual by reset button
Operating temperature	0...+60 °C
Storing temperature	-20...+70 °C
Relative humidity	80 % non-condensing
Protection DIN EN 60529	IP 41
Connection	Soldering pins (flat)
Weight approx.	160 g
Material	Housing: Noryl PPO, black

FE504

Housing type	Socket box
Mounting	Socket box
Dimensions W x H x L	50 x 50 x 88.1 mm
Cutout dimensions	50 x 50 mm
Installation depth	88.3 mm

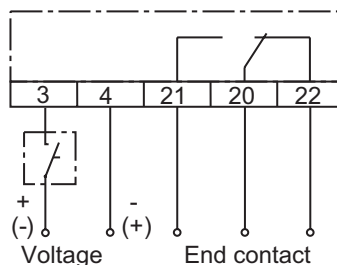
FE514

Housing type	Built-in housing
Mounting	Front panel with 2 screws
Dimensions W x H x L	60 x 75 x 61.3 mm
Cutout dimensions	51 x 51 mm
Installation depth	79.7 mm

FE524

Housing type	Built-in housing
Mounting	Front panel with spring clips
Dimensions W x H x L	53.2 x 53.2 x 61 mm
Cutout dimensions	51 x 51 mm
Installation depth	79.7 mm

Connection diagram



Trigger level

Max. counting speed 10 pulses/s

Voltage	24/110 VAC ±10 % 230 VAC +6/-10 %
Power	3 VA
Min. pulse duration	50 ms
Min. pulse interval	50 ms
Switch on time (at 25 °C)	100 %

Max. counting speed 20 pulses/s

Voltage	24 VDC ±10 %
Power	2 W
Min. pulse duration	25 ms
Min. pulse interval	25 ms
Switch on time (at 25 °C)	100 %

Accessories

Front panels for FE504

Z 100.02A	Front panel with transparent protective cover, for socket box 50 x 50 mm
-----------	--

Front frames for FE504

Z 102.01A	Front frame with knob lock provided on transparent cover
Z 102.02A	Front frame with cylinder lock provided on transparent cover
Z 107.02A	Front frame, insertion cutout 50 x 50 mm

Preset counters electromechanic

1 preset, adding

Display 6-digits, manual reset button

FE504, FE514, FE524

Part number

Socket box

FE504. 650B [] C

Display
C 6-digits 999 999

Voltage
B3 24 VDC
B5 24 VAC
B8 110 VAC
B9 230 VAC

Reset
650B With reset button

Front panel with screw mount

FE514. 650A [] C

Display
C 6-digits 999 999

Voltage
B3 24 VDC
B5 24 VAC
B8 110 VAC
B9 230 VAC

Reset
650A With reset button

Front panel with spring clips mount

FE524. 650B [] C

Display
C 6-digits 999 999

Voltage
B3 24 VDC
B5 24 VAC
B8 110 VAC
B9 230 VAC

Reset
650B With reset button

Preset counters electromechanic

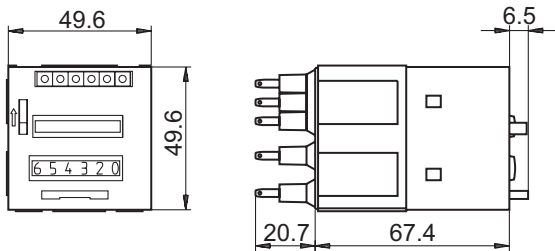
1 preset, adding

Display 6-digits, manual reset button

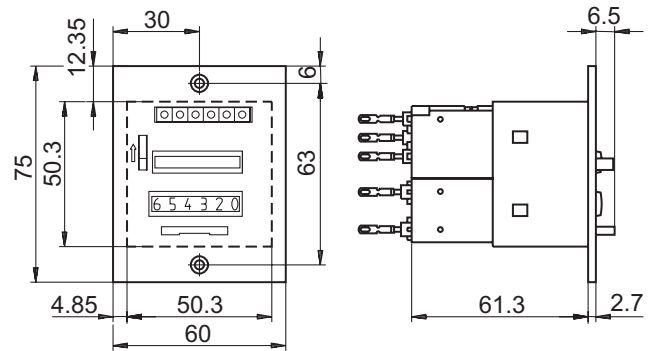
FE504, FE514, FE524

Dimensions

FE504 socket box



FE514 front panel with 2 screws



FE524 front panel with spring clip

