

ELECTRONIC RELAY

SM 010 | DC 24 V & DC 48 V



- > 16 Amp DC switching capacity
- > Variety of applications

- > Compact design
- > DIN rail mountable

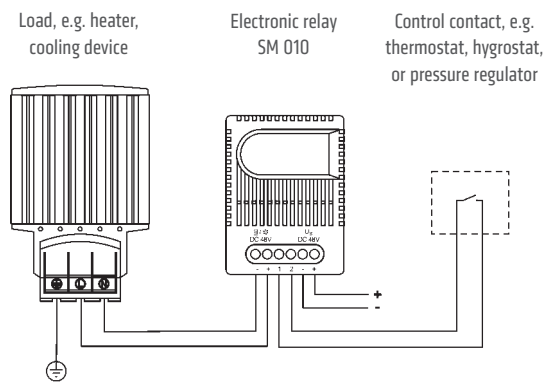
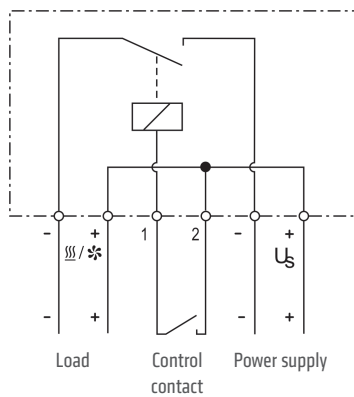
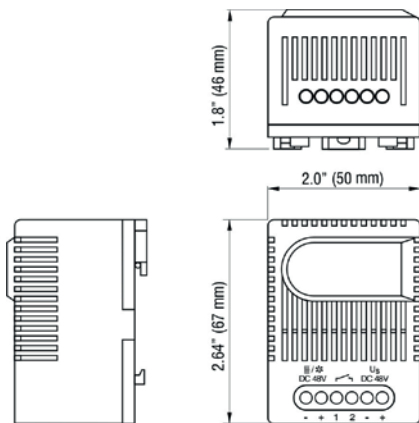
The SM 010 Electronic Relay is used for switching high powered DC operated equipment, such as heaters, up to 16 amps. A separate conventional switch contact is used as controller (e.g. thermostat, hygrostat). The electronic relay is available in DC 24 V and DC 48 V versions.



TECHNICAL DATA

Contact type	NO - normally open (Relay/MOSFET)
Service life	> 100,000 cycles
Max. inrush current	DC 16 A
Connection	6-pole terminal, clamping torque 0.5 Nm max.: solid wire - AWG 14 max. (2.5 mm ²) stranded wire ¹ - AWG 16 max. (1.5 mm ²)
Housing	plastic, UL 94V-0, light grey
Mounting	clip for 35 mm DIN rail, EN 60715
Mounting position	vertical
Operating / Storage temperature	-49 to +158 °F (-45 to +70 °C)
Operating / Storage humidity	max. 95 %RH (non-condensing)
Dimensions	2.6" x 2.0" x 1.8" (67 x 50 x 46 mm)
Weight	approx. 3.0 oz. (85 g)
Protection type	IP20
Approvals	UL File No. E342261, GOST-R

¹ When connecting with stranded wires, wire end ferrules must be used.



Wiring example

Part No.	Operating voltage	Max. Switching capacity	Signal current
01000.0-01	DC 48 V (DC 38-56 V)	16 A @ DC 56 V	10 mA @ DC 38 V / 18 mA @ DC 56 V
01001.0-01	DC 24 V (DC 20-28 V)	16 A @ DC 28 V	13 mA @ DC 20 V / 22 mA @ DC 28 V